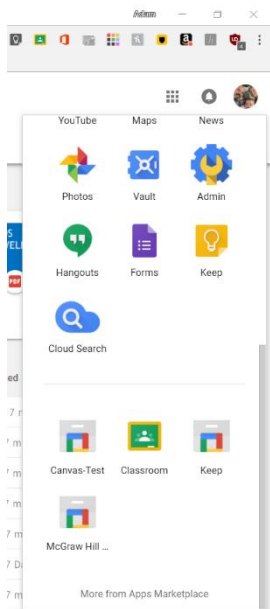
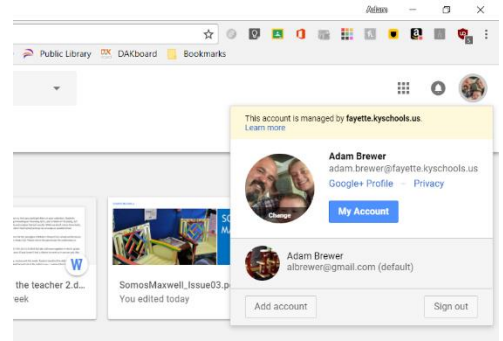


Using ConnectED from Home

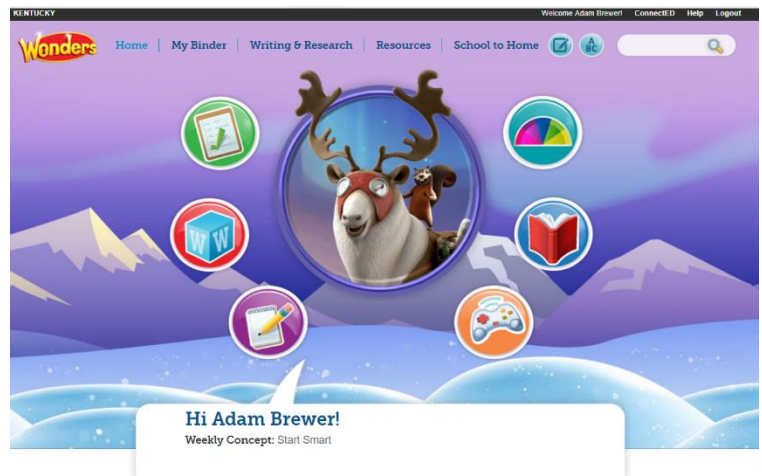
Access to McGraw-Hill ConnectED – the companion website/portal for the Wonders Language Arts Curriculum – is managed through the district’s single login to Google Drive. These steps are basically the same on a computer or a tablet. The biggest issue students have with a tablet is trying to use the Google Drive app. You MUST use a browser on a tablet and load the desktop version of the site (not the mobile one which loads by default). Students have been shown how to do this.

1. Login to the Google Drive website – <http://drive.google.com>. Make sure you are using your student email login and not a personal one.

2. Click on the “waffle” and scroll to the bottom of the list to find McGraw-Hill ConnectED. Click this and a new tab should open.



3. Click the link for the Homeroom class you are in (Alquicira, Brewer, or Olsen). Do not use the class that is just numbers. It must have your homeroom teacher’s name in it.
4. Your assignments should appear in the To Do section.



5. Complete (and submit) the appropriate assignments. Not all assignments are to be submitted. This is just like in class where some work is collected and graded, and some work is just practice.
6. If you want to practice skills at home, there is a School to Home section at the top of the page. This will give you activities aligned to the skills we are covering in class each week.
7. If you have ANY issues, email Mr. Brewer. 😊