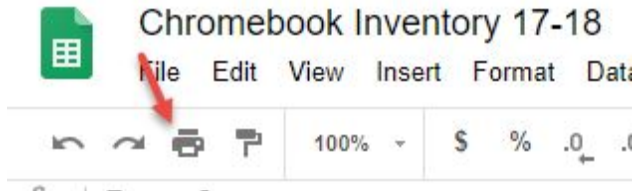
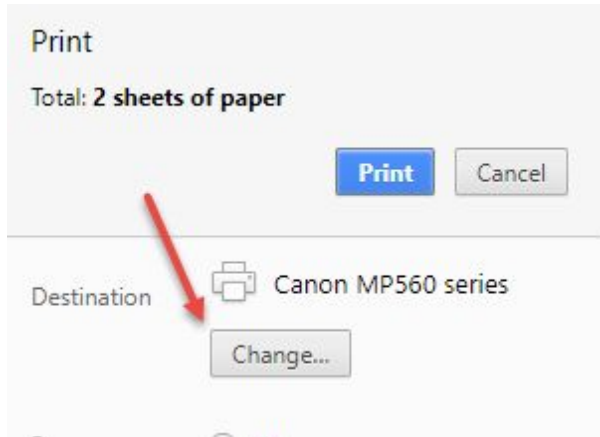


How to Print from a Chromebook

1. From your open document, click the print button.



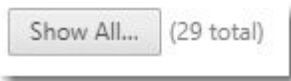
2. Click **Next**, if prompted to do so.
3. Click **Change** if the **Destination** printer isn't the correct one.



4. Select **this** copier:
(**Cool fact:** When you choose this copier, your print job will go to all 3 copiers (301A, 301B, and Office) - giving you the opportunity to choose any of the copiers for printing!)



If you don't see it listed, click the **Show All...** button:



5. Double-check to be sure the correct printer is listed, then click **Print**.

