

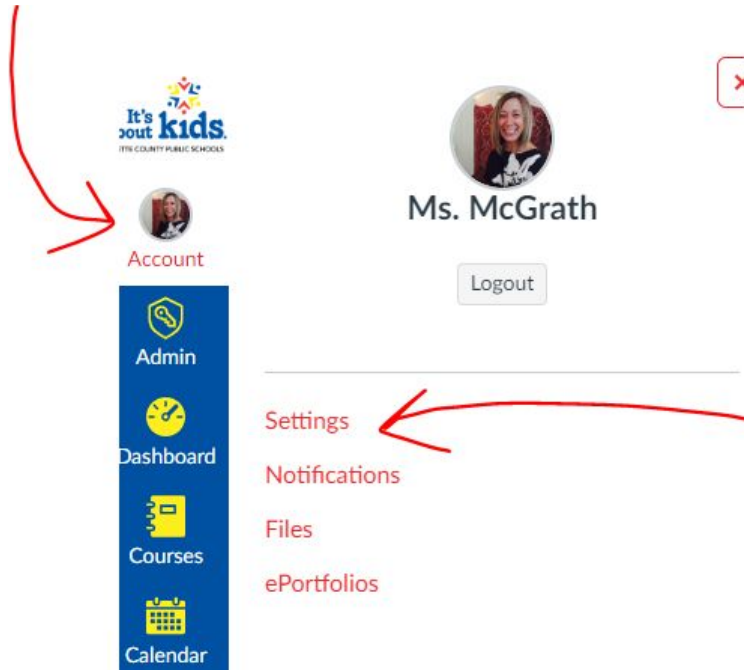
## UPDATED INSTRUCTIONS for Canvas Parent App (November 7, 2018)

Parents,

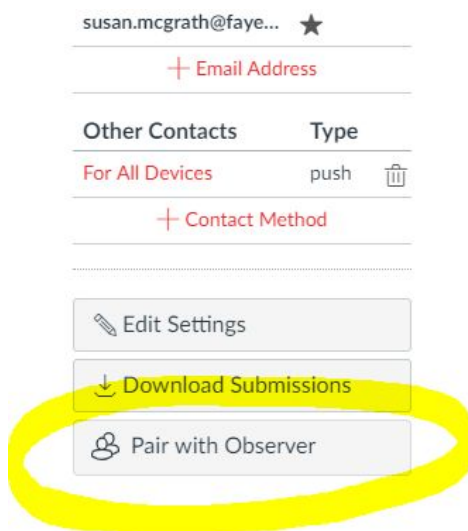
The Canvas App is now synced with our district. This is a 2 step process. To use the App, you must first get the PAIRING CODE from your student.

### STEP 1: GET YOUR STUDENT'S PAIRING CODE

1. Have your student go to **Settings** in Canvas on their chromebook. They need to click on their Account name in the top lefthand corner.




2. In the Settings menu on the righthand side, click on **Pair with Observer**.



3. This will give them a code to share with you. Copy the code exactly. That particular code will expire in seven days, or after one use.

## Step 2: SET UP THE APP

1. Download the Canvas Parent app from Google Play or the App Store.



2. Click on Find My School and type **FCPS**. Choose **FCPS - (KY) Parents**.



3. You will see a login screen. But for the first time, you must create an account. Go to **Create Account**. Fill out the information for your name, email, and choose a password. Then type the pairing code at the bottom.
4. Click on the privacy policy box and then **Start Participating!**